


# *UFCD Oral Health Resource Manual*



**Jay H. Garlitz, D.M.D.**

**Courtesy Clinical Assistant Professor**

**Extramural Programs**

***[jgarlitz@ufl.edu](mailto:jgarlitz@ufl.edu)***

# Need to Take Notes?

This is a stress and worry-free lecture.

The material I am discussing with you is located in your CD-ROM, the *UFCD Oral Health Resource Manual 2005*, and on the Internet as an electronic handout.


# Presentation is Online

Alachua County Dental Association Links - Microsoft Internet Explorer


File Edit View Favorites Tools Help

Back Forward Stop Home Search Favorites Media Print Mail Stop

Address <http://www.alachuacountydental.org/Links.htm> Go Links Norton AntiVirus



**Alachua County Dental Association**  
An affiliate of the Florida and American Dental Association  
[www.alachuacountydental.org](http://www.alachuacountydental.org)



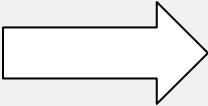
<a href="#">Home</a>	<a href="#">Officers</a>	<a href="#">Service</a>	<a href="#">Events</a>	<a href="#">GKAS</a>	<a href="#">Contact us</a>	<a href="#">Links</a>
----------------------	--------------------------	-------------------------	------------------------	----------------------	----------------------------	-----------------------

**Dental Organization Resources**

- [American Dental Association](#)
- [Florida Dental Association](#)
- [University of Florida College of Dentistry](#)
- [Santa Fe Community College Dental Programs](#)
- [Central District of Florida Dental Association](#)
- [National Institute for Health's Medline Plus for Dental Health](#)

**School Resources**

- [Dental Health Guides](#)
- [Pediatric Dentistry "Just for Kids"](#)
- [The Tooth Fairy Online](#)
- [www.healthykids.org](http://www.healthykids.org)
- [www.healthfinder.gov](http://www.healthfinder.gov)
- [American Dental Association's Classroom Ideas and Resources](#)
- [American Dental Association's Children's Games and Puzzles](#)



[PowerPoint Presentation for School Nurses Given Jan. 30, 2004](#)  
[Handout from the Jan. 30, 2004 ACDA Presentation for School Nurses](#)

Internet

**Please relax, have fun, and  
don't worry about taking notes**

# **Why is Oral Health Important?**

**Healthy mouths afford students many advantages including happy smiles, comfortable eating and enhanced self-esteem.**

**Dental disease can be devastating to a child's well being and learning environment. Being in pain can create barriers to learning.**

# Why Involve School Nurses?

Students often come to you in pain from untreated dental issues. School nurses are often the best friends in a child's life who work with parents to elevate their awareness of the problem and to assist with suggestions for assistance when needed.

# School Nurses Team Members

Dental wise school nurses and educators coupled with dental professionals forge an effective team in ensuring that students have healthy mouths and that they stay on this path throughout life.

# What We Hope...

We hope this resource manual assists you in being the vanguard for the health of your school's students. The material should be useful in that it allows you to take the leadership role in bringing dental health issues to the classroom.







# **Become Familiar...**

**Please become familiar with all the material contained within and be the coordinator for getting the information with impact to the members of the faculty best suited to team with you in helping your student population.**






# Share the Knowledge

We value you being a member of the team that is attentive to your student's health needs. Duplicate this CD-ROM and provide it to classroom teachers once you foster their interest (your media specialist can help).

# Why Use an Electronic Health Manual?

-  Easily updated
-  Allows more material to be included
-  Less bulky!
-  Easy search for information you need
-  Can be easily copied and shared at school
-  Multiple pages can be screened at once

# CD-ROM Manual

-  Works in most school computers except Macs
-  Should start itself once inserted
-  Best viewed using Adobe Reader
-  If Adobe Reader is not present a simple reader program will start
-  If the CD-ROM does not start e-mail me, Dr. Jay Garlitz, [jgarlitz@dental.ufl](mailto:jgarlitz@dental.ufl)

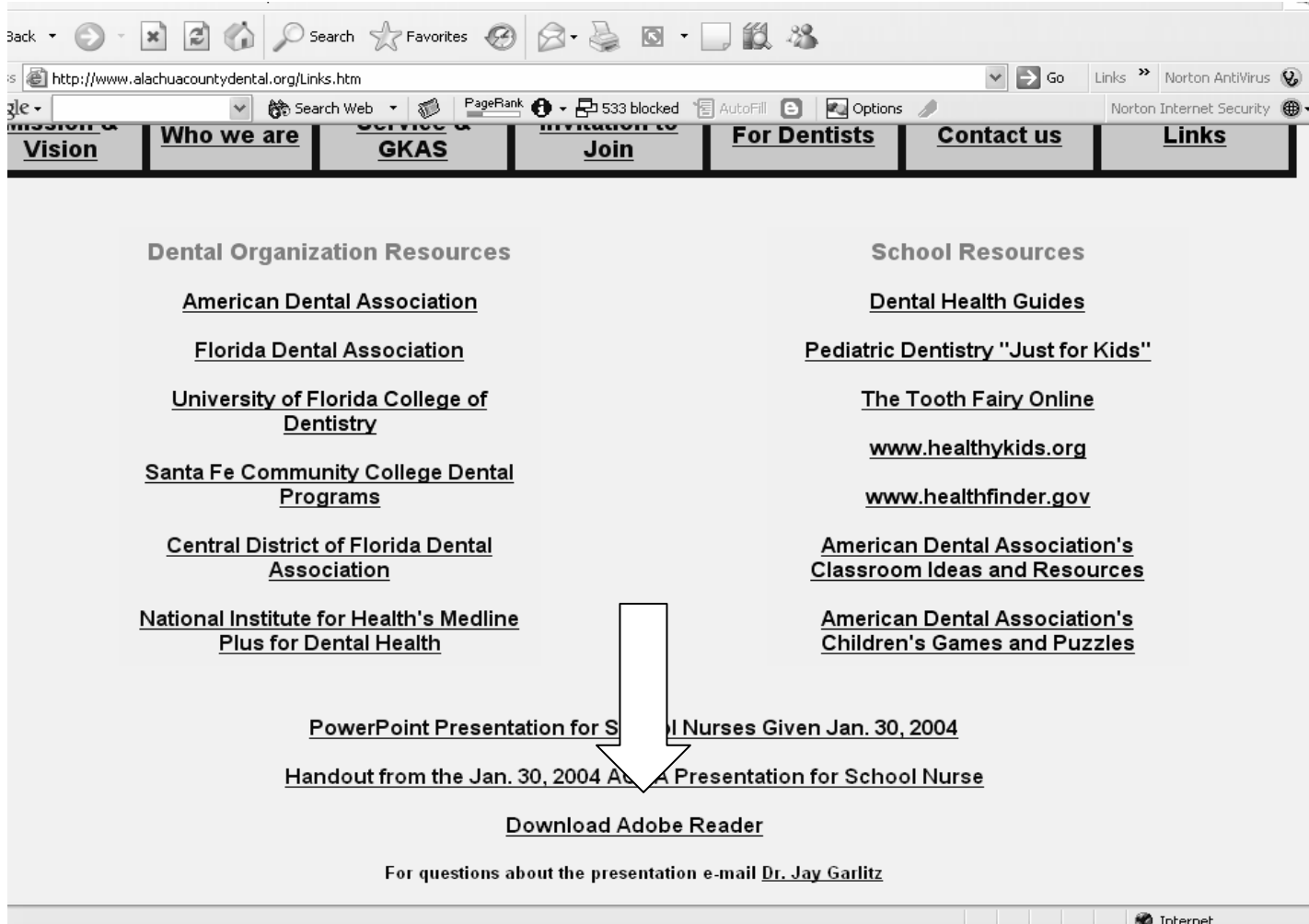
# Need Adobe Reader?

Where can you obtain Adobe Reader?

[www.alachuacountydental.org](http://www.alachuacountydental.org)



# Download Adobe Reader



Back ▾ ↻ × ↺ 🏠 🔍 Search ☆ Favorites 🔄 📧 🖨️ 📄 📁 👤

is http://www.alachuacountydental.org/Links.htm Go Links » Norton AntiVirus

Search Web PageRank 533 blocked AutoFill Options Norton Internet Security

**Vision** **Who we are** **Service & Support** **Join** **For Dentists** **Contact us** **Links**

**Dental Organization Resources**

- [American Dental Association](#)
- [Florida Dental Association](#)
- [University of Florida College of Dentistry](#)
- [Santa Fe Community College Dental Programs](#)
- [Central District of Florida Dental Association](#)
- [National Institute for Health's Medline Plus for Dental Health](#)

**School Resources**

- [Dental Health Guides](#)
- [Pediatric Dentistry "Just for Kids"](#)
- [The Tooth Fairy Online](#)
- [www.healthykids.org](http://www.healthykids.org)
- [www.healthfinder.gov](http://www.healthfinder.gov)
- [American Dental Association's Classroom Ideas and Resources](#)
- [American Dental Association's Children's Games and Puzzles](#)

[PowerPoint Presentation for School Nurses Given Jan. 30, 2004](#)

[Handout from the Jan. 30, 2004 ADA Presentation for School Nurse](#)

[Download Adobe Reader](#)

For questions about the presentation e-mail [Dr. Jay Garlitz](mailto:Dr. Jay Garlitz)





Internet

Before we talk about the contents of  
the Manual

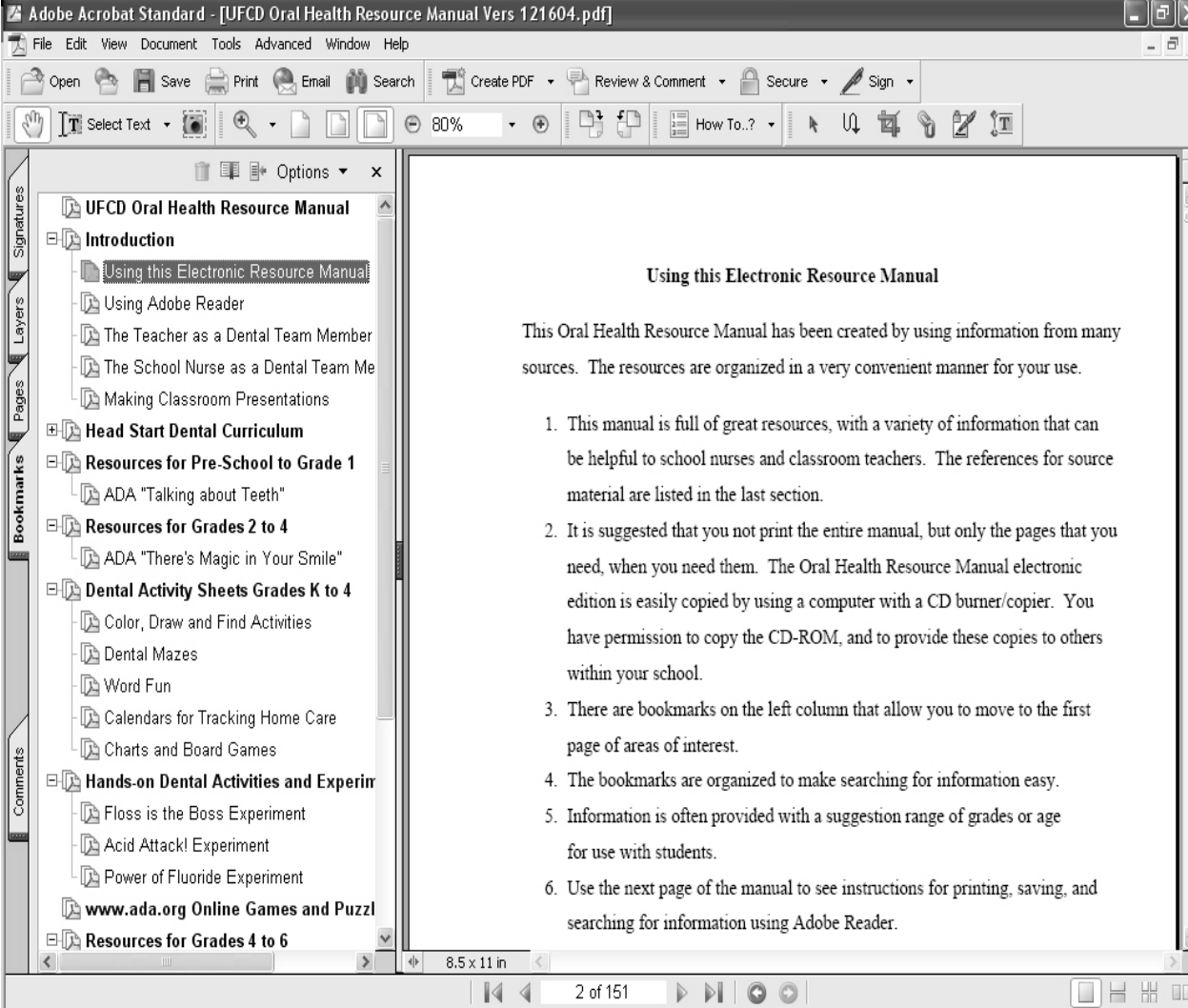
Let's talk about how to use it...



# Why Adobe Reader?

-  Works on most computers
-  Has lots of features
-  Easy to learn and use.
-  It's free for download

# Using Adobe Reader



The screenshot displays the Adobe Acrobat Standard interface. The title bar reads "Adobe Acrobat Standard - [UFCD Oral Health Resource Manual Vers 121604.pdf]". The menu bar includes File, Edit, View, Document, Tools, Advanced, Window, and Help. The toolbar contains icons for Open, Save, Print, Email, Search, Create PDF, Review & Comment, Secure, and Sign. The left sidebar is divided into four sections: Signatures, Layers, Pages, and Bookmarks. The Bookmarks section is expanded, showing a hierarchical table of contents for the "UFCD Oral Health Resource Manual". A large white arrow points to the Bookmarks section. The main content area displays the text of the selected bookmark, "Using this Electronic Resource Manual". The status bar at the bottom indicates the page number "2 of 151" and the page size "8.5 x 11 in".

**UFCD Oral Health Resource Manual**

- Introduction
  - Using this Electronic Resource Manual
  - Using Adobe Reader
  - The Teacher as a Dental Team Member
  - The School Nurse as a Dental Team Member
  - Making Classroom Presentations
- Head Start Dental Curriculum
- Resources for Pre-School to Grade 1
  - ADA "Talking about Teeth"
- Resources for Grades 2 to 4
  - ADA "There's Magic in Your Smile"
- Dental Activity Sheets Grades K to 4
  - Color, Draw and Find Activities
  - Dental Mazes
  - Word Fun
  - Calendars for Tracking Home Care
  - Charts and Board Games
- Hands-on Dental Activities and Experiments
  - Floss is the Boss Experiment
  - Acid Attack! Experiment
  - Power of Fluoride Experiment
- www.ada.org Online Games and Puzzles
- Resources for Grades 4 to 6

**Using this Electronic Resource Manual**

This Oral Health Resource Manual has been created by using information from many sources. The resources are organized in a very convenient manner for your use.

1. This manual is full of great resources, with a variety of information that can be helpful to school nurses and classroom teachers. The references for source material are listed in the last section.
2. It is suggested that you not print the entire manual, but only the pages that you need, when you need them. The Oral Health Resource Manual electronic edition is easily copied by using a computer with a CD burner/copier. You have permission to copy the CD-ROM, and to provide these copies to others within your school.
3. There are bookmarks on the left column that allow you to move to the first page of areas of interest.
4. The bookmarks are organized to make searching for information easy.
5. Information is often provided with a suggestion range of grades or age for use with students.
6. Use the next page of the manual to see instructions for printing, saving, and searching for information using Adobe Reader.

# Bookmarks

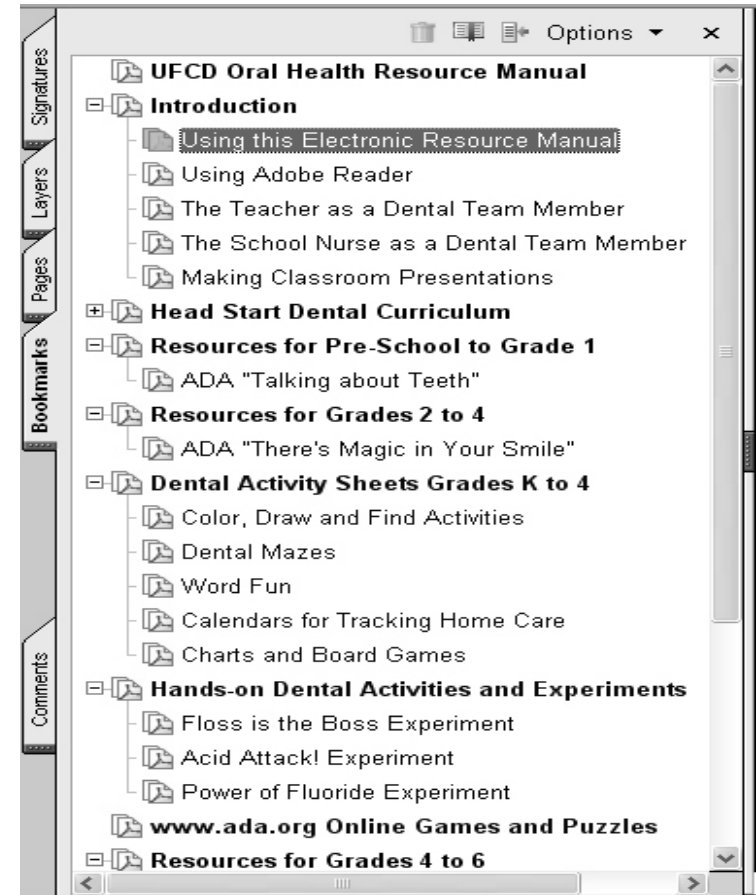
🦷 Bookmarks are like a table of contents

🦷 Tabs on the left side of the screen

🦷 Clicking on them brings action...

🦷 ...As you go to the first page of a section of the manual

🦷 Just click on another to move sections



# Changing Pages

Once you are clicked on a bookmark and the first page of the section is on the screen you can easily move to additional pages within the section by using the page numbers at the bottom of the screen. The single arrow in each direction moves you one page at a time while the other arrow symbol moves you to the beginning or end of the document.

Adobe Acrobat Standard - [UFCD Oral Health Resource Manual Vers 121604.pdf]

File Edit View Document Tools Advanced Window Help

Open Save Print Email Search Create PDF Review & Comment Secure Sign

Select Text 80%

Signatures Layers Pages Bookmarks Comments


- UFCD Oral Health Resource Manual
  - Introduction
    - Using this Electronic Resource Manual
    - Using Adobe Reader
    - The Teacher as a Dental Team Member
    - The School Nurse as a Dental Team Member
    - Making Classroom Presentations
  - Head Start Dental Curriculum
  - Resources for Pre-School to Grade 1
    - ADA "Talking about Teeth"
  - Resources for Grades 2 to 4
    - ADA "There's Magic in Your Smile"
  - Dental Activity Sheets Grades K to 4
    - Color, Draw and Find Activities
    - Dental Mazes
    - Word Fun
    - Calendars for Tracking Home Care
    - Charts and Board Games
  - Hands-on Dental Activities and Experiments
    - Floss is the Boss Experiment
    - Acid Attack! Experiment
    - Power of Fluoride Experiment
  - www.ada.org Online Games and Puzzles
  - Resources for Grades 4 to 6

### Using this Electronic Resource Manual

This Oral Health Resource Manual has been created by using information from many sources. The resources are organized in a very convenient manner for your use.

1. This manual is full of great resources, with a variety of information that can be helpful to school nurses and classroom teachers. The references for source material are listed in the last section.
2. It is suggested that you not print the entire manual, but only the pages that you need, when you need them. The Oral Health Resource Manual electronic edition is easily copied by using a computer with a CD burner/copier. You have permission to copy the CD-ROM, and to provide these copies to others within your school.
3. There are bookmarks on the left column that allow you to move to the first page of areas of interest.
4. The bookmarks are organized to make searching for information easy.
5. Information is often provided with a suggestion range of grades or age for use with students.
6. Use the next page of the manual to see instructions for printing, saving, and searching for information using Adobe Reader.

8.5 x 11 in 2 of 151



# Use the Scroll Bars

Use the scroll bar immediate to the right of each of the two viewing panes (left and right) to move up and down the material you want.

Either use your mouse to click on the arrows at the top and bottom of the scroll bar or drag the blue scroll bar up and down to bring to another location and new material.

Adobe Acrobat Standard - [UFCD Oral Health Resource Manual Vers 121604.pdf]

File Edit View Document Tools Advanced Window Help

Open Save Print Email Search Create PDF Review & Comment Secure Sign

Select Text 80%

Options

Signatures  
Layers  
Pages  
Bookmarks  
Comments

**Using this Electronic Resource Manual**

This Oral Health Resource Manual has been created by using information from many sources. The resources are organized in a very convenient manner for your use.

1. This manual is full of great resources, with a variety of information that can be helpful to school nurses and classroom teachers. The references for source material are listed in the last section.
2. It is suggested that you not print the entire manual, but only the pages that you need, when you need them. The Oral Health Resource Manual electronic edition is easily copied by using a computer with a CD burner/copier. You have permission to copy the CD-ROM, and to provide these copies to others within your school.
3. There are bookmarks on the left column that allow you to move to the first page of areas of interest.
4. The bookmarks are organized to make searching for information easy.
5. Information is often provided with a suggestion range of grades or age for use with students.
6. Use the next page of the manual to see instructions for printing, saving, and searching for information using Adobe Reader.

8.5 x 11 in 2 of 151

**The Pages the view can also be changed to show different appearance of the pages in the main right pane.**

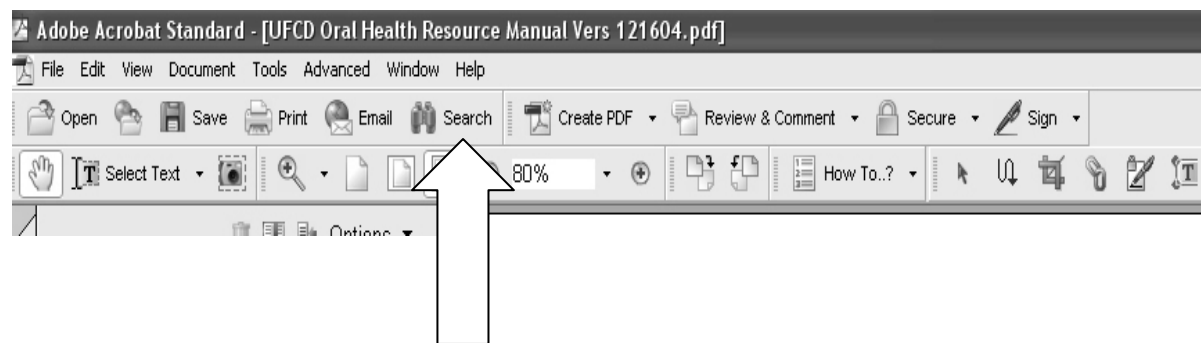


**Use the page view menu at the bottom right of the screen to change the view. The following view is for continuous facing page....**

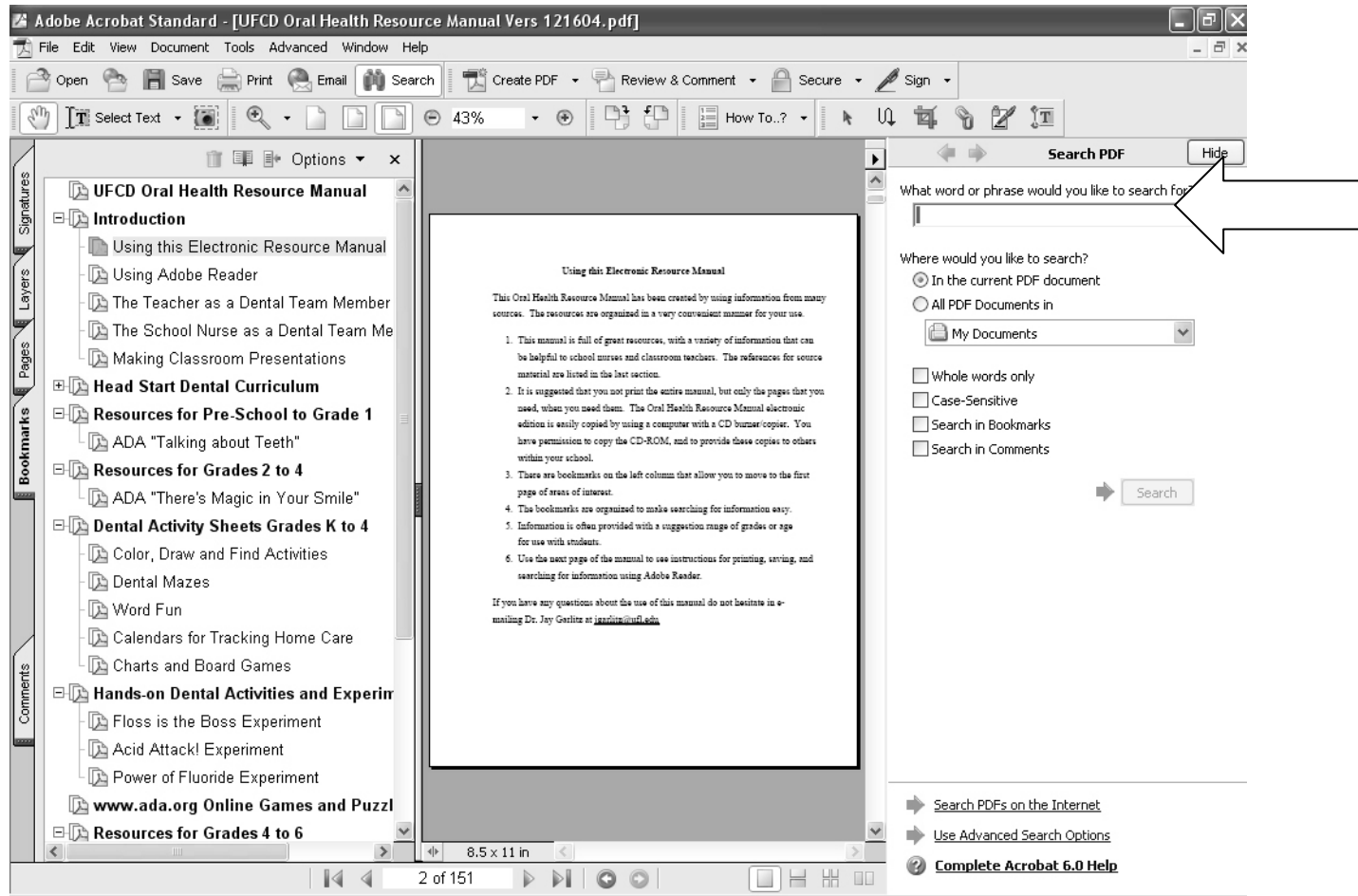
# Searching



Searching for keywords of interest within a document is fun, useful and easy. Click on the binocular icon in the icon bar near the top of the page and...



# ...A Search Window will Open



# Using Keywords

Type in the keyword you are looking to locate information about, hit the search tab and you be provided a list of occurrences that the word appears within the document.

Adobe Acrobat Standard - [UFCD Oral Health Resource Manual Vers 121604.pdf]

File Edit View Document Tools Advanced Window Help

Open Save Print Email Search Create PDF Review & Comment Secure Sign

Select Text 44%

Search PDF Hide

Finished searching for:  
**toothbrush**

Total instances found:  
**71**

New Search

Results:

- new **toothbrush**. Then repeat the discl
- Toothbrushing** \*The Importance of
- Large **toothbrush** (optional) Activity P
- special **toothbrush**." Dr. Lee replied. "
- special **toothbrush**. They were happy
- some **toothbrushes** out of a drawer.
- one **toothbrush** to each child. Do
- new **toothbrushes**. They had lots to
- a **toothbrush**. (Be sure to
- Toothbrush** and toothpaste.) "What
- toothbrush** and toothpaste" finger pup
- me?" **Toothbrush** and Toothpaste Pup
- and **toothbrush**. what would it sav?"

Done  
Use Advanced Search Options  
Complete Acrobat 6.0 Help

UFCD Oral Health Resource Manual

- Introduction
  - Using this Electronic Resource Manua
  - Using Adobe Reader
  - The Teacher as a Dental Team Membe
  - The School Nurse as a Dental Team M
  - Making Classroom Presentations
- Head Start Dental Curriculum
- Resources for Pre-School to Grade 1
  - ADA "Talking about Teeth"
- Resources for Grades 2 to 4
  - ADA "There's Magic in Your Smile"
- Dental Activity Sheets Grades K to 4
  - Color, Draw and Find Activities
  - Dental Mazes
  - Word Fun
  - Calendars for Tracking Home Care
  - Charts and Board Games
- Hands-on Dental Activities and Experi
  - Floss is the Boss Experiment
  - Acid Attack! Experiment
  - Power of Fluoride Experiment
- www.ada.org Online Games and Puz
- Resources for Grades 4 to 6

Page 2 of 132

**Presentations**

Talking with children about their oral health can be a rewarding activity for both you and your young audience. In addition to school classrooms, there are other sites that serve children who could benefit from oral health education activities. Examples include:

- Boys and Girls Clubs
- Head Start programs
- Faith-based youth groups
- YMCA, YWCA

Here are some sample speech outlines that may be helpful in preparing your presentation. They provide a basic presentation geared toward a variety of age ranges. Use the outlines as a guide and tailor your speech to fit your style and comfort level. Also, adjust the content based on the needs and background of the children.

- Talking About Teeth (preschool and grade 1)
- There's Magic in Your Smile (grades 2-4)
- Smile Power (grades 4-6)
- Smile Appeal (grades 7-12)

Hands-on activities and oral health displays can be effective ways of getting across your oral health messages. Activities like those listed below can add to an oral presentation and leave lasting impressions.

**Disclose invisible plaque.**

Mix three or four drops of red food color with a few tablespoons of water in a paper cup. Ask a volunteer to swirl the colored water around his/her mouth for ten seconds and carefully spit it out into a red or nearby sink. Have the volunteer look in a magnifying mirror and identify the red areas indicating plaque. Ask the volunteer to brush their teeth with toothpaste and a new **toothbrush**. Then repeat the disclosing procedure. See how much of the plaque is gone and discuss the areas where plaque hides.

**Perform a flossing demonstration.**

Discuss dental floss and flossing with children. Show them floss, then have two students demonstrate flossing using yarn. One child holds hands together with fingers straight up and tight against each other. These are the teeth. The other child uses yarn to floss between the

8.5 x 11 in

3 of 151

# Summary View

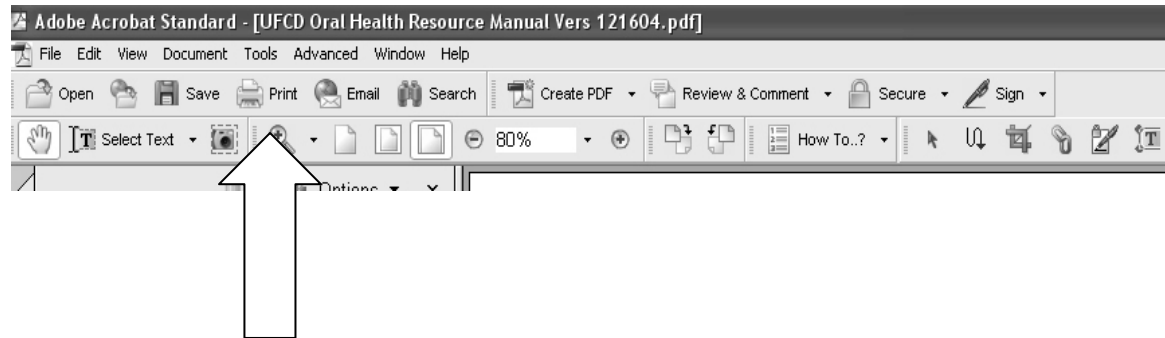
Each listing gives a summary of the context of where the word was found. Click on the line to be brought to the page containing the information!

# Printing Pages

Printing pages of interest within a document is fun, useful and easy. One can print the entire document but with the electronic version of this manual being so easy to search it is not effective to print out the large book that is cumbersome to use.



To print with Adobe Reader do not use the usual Windows printing function but click on the printer icon in the icon bar near the top of the Adobe Reader page and...



# Print What You Want

...a menu for printing opens up. Select the page range you want to print, the printer to be used, and you will get a printout of the material you desire.

**Print** [?] [X]

Printer

Name: **hp deskjet 6127 series** [v] **Properties**

Status: Ready  Print to file

Type: hp deskjet 6127 series

Print Range

All  
 Current view  
 Current page  
 Pages from:  to:   
Subset: **All pages in range** [v]  Reverse pages

Page Handling

Copies:  [up] [down]  Collate

Page Scaling: **Fit to paper** [v]

Auto-Rotate and Center  
 Choose Paper Source by PDF page size

Print What: **Document** [v]

**Preview**

9  
11

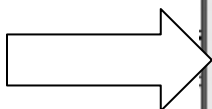
UNIVERSITY OF FLORIDA  
College of Dentistry  
**Oral Health  
Resource Manual**  
January 2005

Healthy results afford students many advantages including happy smiles, successful eating and social activities. The dental education offers education and/or related resources and with dental professionals eager to offer wisdom in ensuring that students have had by results and that they stay on the path through life.

Your involvement is appreciated. Please let us know if you wish the important message. Click on the bookmarks tab on the left margin and please the various resources we have compiled for you are...

Units: Inches Zoom: 94%

**Printing Tips** **Advanced** **OK** **Cancel**



# Sections of the Manual

The image shows a screenshot of a PDF viewer application. On the left side, there is a vertical sidebar with four tabs: 'Signatures', 'Layers', 'Pages', and 'Bookmarks'. The 'Bookmarks' tab is selected, and a list of document sections is displayed. A white arrow points from the left towards the 'Bookmarks' tab. The main area of the viewer shows the title page of the 'Oral Health Resource Manual' from the University of Florida College of Dentistry, dated January 2005. The page includes the university logo and introductory text about the manual's purpose.

**Bookmarks:**

- UFCD Oral Health Resource Manual
  - Introduction
    - Using this Electronic Resource Manual
    - Using Adobe Acrobat
    - The School Nurse as a Dental Team Member
    - The Teacher as a Dental Team Member
    - Classroom Presentations by Volunteers
  - Development and Eruption of Teeth
  - Glossary and Oral Health Terms, Topics
  - Curriculum Resources from Dental Companies
  - US Dept. Health Head Start Dental Curriculum
  - ADA Resources for Pre-School to Grade 1
  - ADA Resources for Grades 2 to 4
  - Dental Activity Sheets Grades K to 4
  - Hands-on Dental Activities and Experiments
  - www.ada.org Online Games and Puzzles
  - ADA Resources for Grades 4 to 6
  - ADA Resources for Grades 7-12
  - Low-Income Sources for Dental Providers
    - Sources for Dental Supplies
    - References of Source Material Used

**Title Page:**

UF College of Dentistry's Oral Health Resource Manual Page 1 of 184

UNIVERSITY OF FLORIDA

College of Dentistry

---

**Oral Health  
Resource Manual**

---

January 2005

Healthy mouths afford students many advantages including happy smiles, comfortable eating and enhanced self-esteem. The dental education efforts Educators and/or school nurse coupled with dental professionals forges an effective team in ensuring that students have healthy mouths and that they stay on this path throughout life.

Your involvement is appreciated thus we are glad to provide you with this important resource. Click on the bookmarks tab on the left margin and peruse the various resources we have compiled for you.

# Introduction

We have covered most of the introduction section already.





There is a an area that explains strategies for obtaining volunteers for your school .

# Volunteers



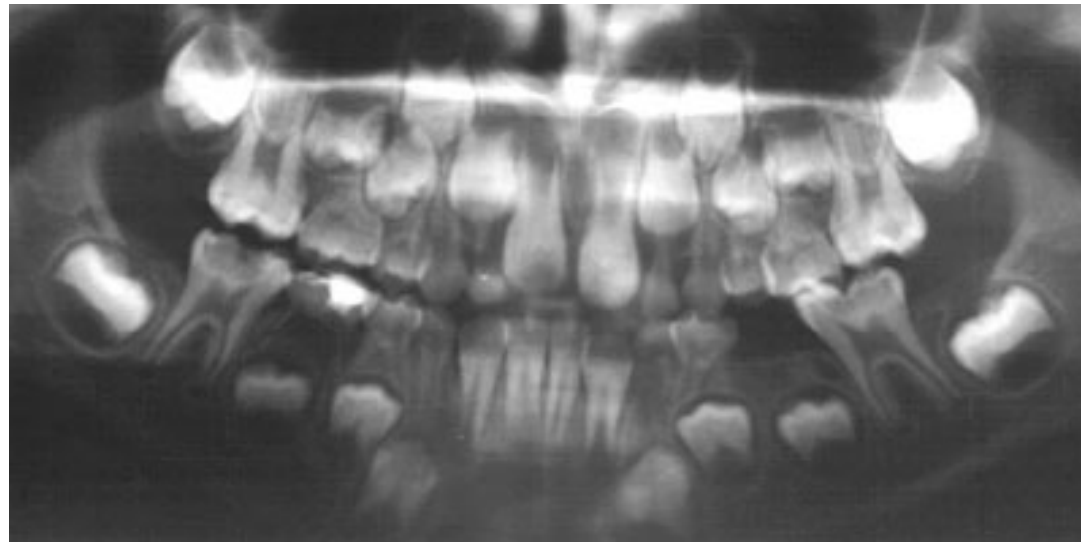
Each February, the Florida Dental Association celebrates Children's Dental Health Month and observes the American Dental Association's annual access to care initiative, Give Kids a Smile. These promote dental education and dental-care access for underserved children.

# Dental Office Teams

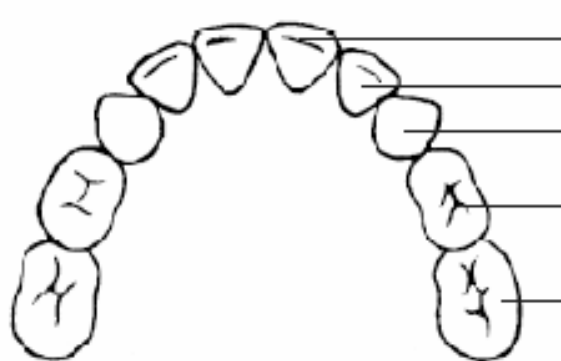
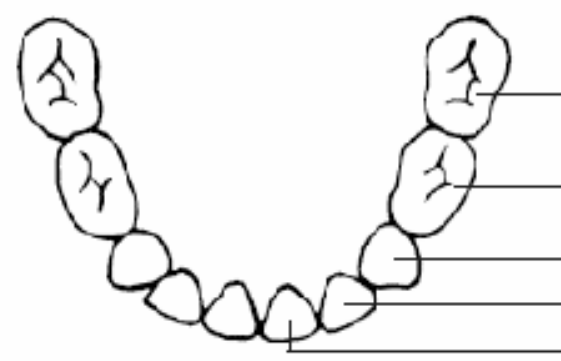
-  Dental office teams are multi-faceted
-  Dental Assistants and Hygienists are often good speakers who relate to students
-  Use the *Resource Manual* to attract volunteers as you have material in need of presenters
-  Dental offices want exposure within their community and staff members often have more flexible schedules than the dentist and are available throughout the year

# Development and Eruption of Teeth

There is a section that describes the normal patterns for the eruption of, and the loss of baby (deciduous) teeth






**PRIMARY TEETH**

		<b>Upper Teeth</b>	<b>Erupt</b>	<b>Shed</b>
		Central incisor	8-12 mos.	6-7 yrs.
		Lateral incisor	9-13 mos.	7-8 yrs.
		Canine (cuspid)	16-22 mos.	10-12 yrs.
		First molar	13-19 mos.	9-11 yrs.
		Second molar	25-33 mos.	10-12 yrs.
		<b>Lower Teeth</b>	<b>Erupt</b>	<b>Shed</b>
		Second molar	23-31 mos.	10-12 yrs.
		First molar	14-18 mos.	9-11 yrs.
		Canine (cuspid)	17-23 mos.	9-12 yrs.
		Lateral incisor	10-16 mos.	7-8 yrs.
		Central incisor	6-10 mos.	6-7 yrs.

Permanent Tooth Eruption Chart

Upper Teeth		Erupt
Central incisor		7-8 yrs.
Lateral incisor		8-9 yrs.
Canine (cuspid)		11-12 yrs.
First premolar (first bicuspid)		10-11 yrs.
Second premolar (second bicuspid)		10-12 yrs.
First molar		6-7 yrs.
Second molar		12-13 yrs.
Third molar (wisdom tooth)		17-21 yrs.
Lower Teeth		Erupt
Third molar (wisdom tooth)		17-21 yrs.
Second molar		11-13 yrs.
First molar		6-7 yrs.
Second premolar (second bicuspid)		11-12 yrs.
First premolar (first bicuspid)		10-12 yrs.
Canine (cuspid)		9-10 yrs.
Lateral incisor		7-8 yrs.
Central incisor		6-7 yrs.

# Glossary and Oral Health Terms

-  The next section of the manual is a glossary of Oral Health Terms.
-  The listing of the terms is included
-  The actual glossary is online and is multi-media and interactive

# American Dental Association

## [www.ada.org](http://www.ada.org)



# Has Dental Health Topics from A to Z

The screenshot shows the ADA.org website in a Microsoft Internet Explorer browser window. The address bar displays <http://www.ada.org/>. The website features a navigation menu with three main sections: **DENTAL PROFESSIONALS**, **THE ADA**, and **YOUR ORAL HEALTH**. Under **YOUR ORAL HEALTH**, the **A-Z Topics** link is highlighted with a white arrow. The **Announcements** sidebar on the right lists several items, including "Give Kids A Smile Sign Up Now", "Participate in the JADA Continuing Education Program Online", and "Read new CDC Guidelines for Infection Control in Dental Health Care Settings".

**ADA.org: Welcome to the American Dental Association Web site - Microsoft Internet Explorer**

File Edit View Favorites Tools Help

Address <http://www.ada.org/> Go Links Norton AntiVirus

oral health is important to the quality of everyone's life and that prevention is the cornerstone of oral health care. We hope you find the information you seek.

[Learn more about the ADA](#)

**DENTAL PROFESSIONALS** **THE ADA** **YOUR ORAL HEALTH**

Stay informed. Get involved. Access information and resources to help you as a dental professional manage your practice and provide the best-possible patient care.

- ▶ [ADA Library](#)
- ▶ [ADA News Today](#)
- ▶ [Education and Testing](#)
- ▶ [Events & Meetings](#)
- ▶ [Insurance Matters](#)
- ▶ [JADA](#)
- ▶ [Licensure](#)
- ▶ [Member Directory](#)
- ▶ [Member Retirement Plan](#)
- ▶ [Professional A-Z Topics](#)
- ▶ [And more...](#)

Members Only Content

Discover the many ways the ADA serves dental professionals and the public. Take advantage of programs and products that add value to your membership and meet the unique needs of today's dental professional.

- ▶ [ADA Foundation](#)
- ▶ [ADA Product Catalog](#)
- ▶ [ADA Member Advantage](#)
- ▶ [Dental Organizations](#)
- ▶ [International](#)
- ▶ [Join & Renew](#)
- ▶ [Seal Products](#)
- ▶ [Surveys & Statistics](#)
- ▶ [And more...](#)

Find oral health news and information, interactive learning tools, career resources and more for consumers, students, teachers and the media.

- ▶ [A-Z Topics](#)
- ▶ [Animations & Images](#)
- ▶ [Find An ADA Member Dentist](#)
- ▶ [Media Press Room](#)
- ▶ [Teachers & Students](#)
- ▶ [And more...](#)

**Announcements**

- ▶ [Give Kids A Smile Sign Up Now](#)
- ▶ [Participate in the JADA Continuing Education Program Online](#)
- ▶ [Read new CDC Guidelines for Infection Control in Dental Health Care Settings](#)
- ▶ [Earn CE Credits Now: CDC Infection Control Online Continuing Education](#)
- ▶ [E-mail Forwarding](#)  
Create an e-mail name under the ADAMember.net domain namespace. [more](#)
- ▶ [ADA Reduced Dues Program](#)
- ▶ [New! Dr. David Brindley](#)

Internet

# Search for Topics of Interest

ADA.org: Oral Health Topics A-Z - Microsoft Internet Explorer

Address: <http://www.ada.org/public/topics/alpha.asp>

AMERICAN DENTAL ASSOCIATION

ADA

Find a Dentist | Seal Program | Contact Us | Search [GO]

DENTAL PROFESSIONALS | THE ADA | YOUR ORAL HEALTH

### ORAL HEALTH TOPICS A-Z

The following oral health topics will provide you with information and resources about various issues related to you and your family's oral health care. Select from the category listing or choose from the alphabetical listing to find a specific topic.

**Please Note:** The ADA does not provide specific answers to individual questions about dental problems, conditions, diagnoses, treatments or proposed treatments, fees, or requests for research. [Read More.](#)

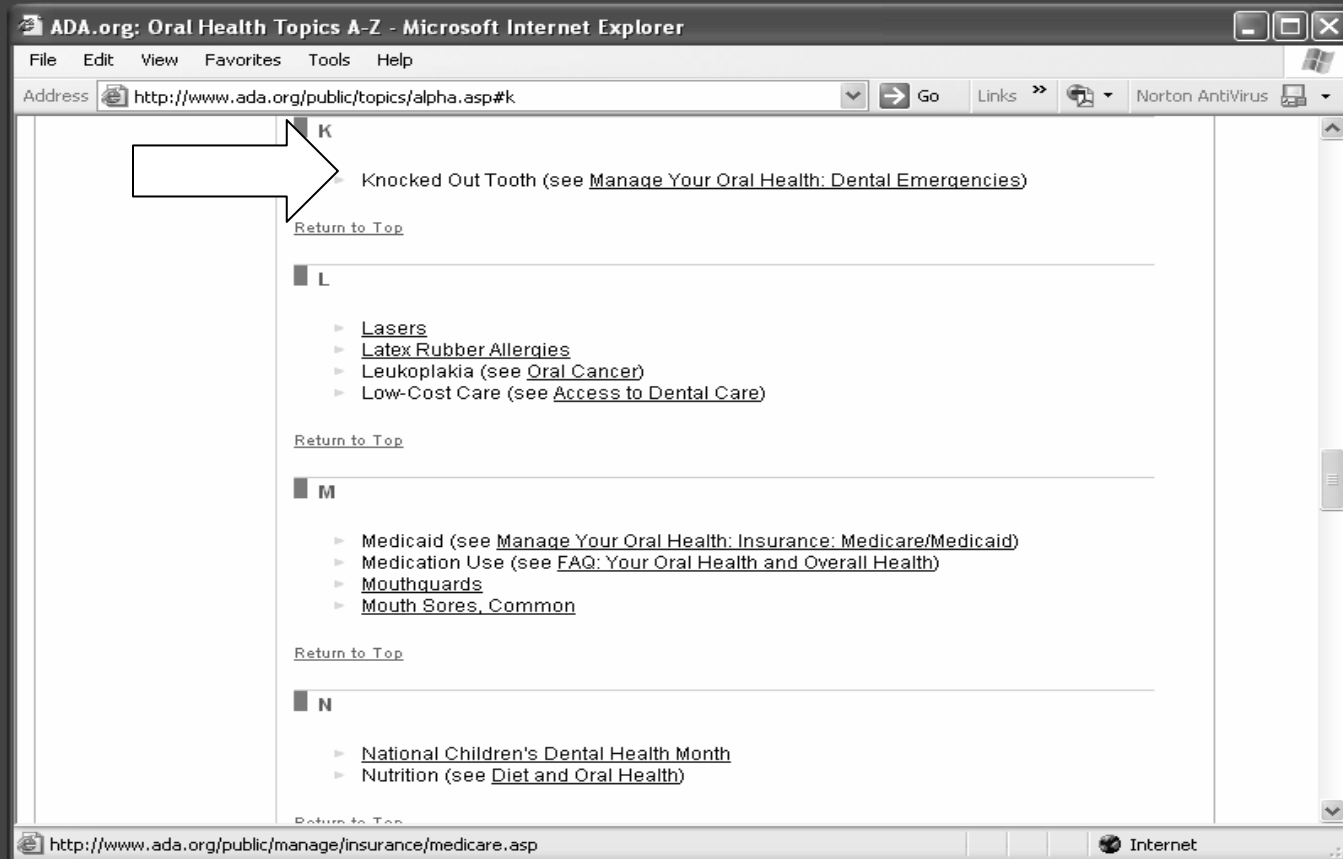
A B C D E F G H I J K L M N O P Q R S T U V W X Y Z

**A**

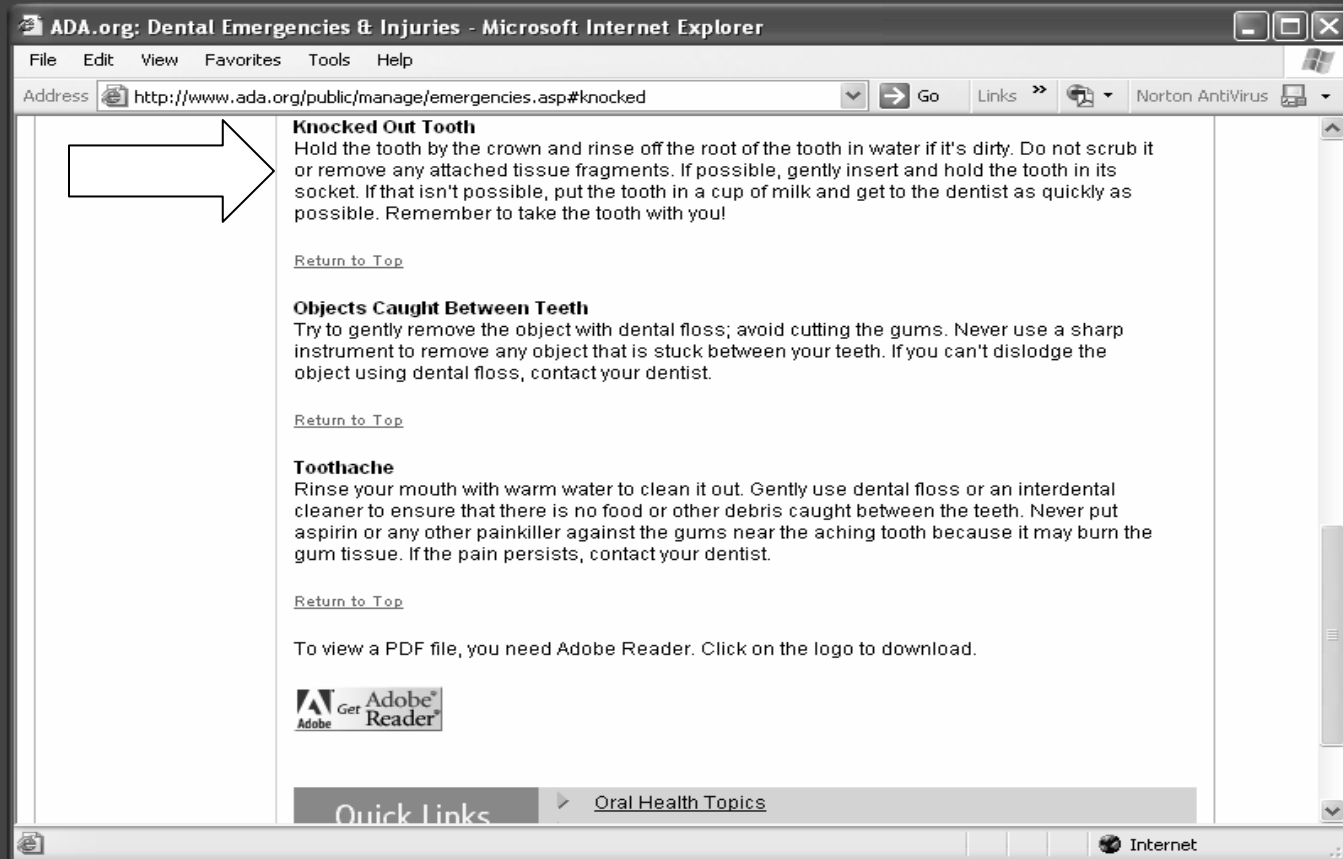
- ▶ Abscessed Tooth (see [Root Canal Treatment](#))
- ▶ [Access to Dental Care](#)
- ▶ ADA Seal of Acceptance (see [Seal of Acceptance](#))
- ▶ [Allergy to Latex Rubber](#)
- ▶ Amalgam (see [Dental Filling Options](#))
- ▶ [Anesthesia](#)
- ▶ Anorexia Nervosa (see [Eating Disorders](#))
- ▶ Antibiotic Prophylaxis (see [FAQ: Preventive Antibiotics and Your Dental Treatment](#))
- ▶ [Anxiety, Dental](#)

Internet

# Knocked Out Tooth






# Your Information



ADA.org: Dental Emergencies & Injuries - Microsoft Internet Explorer

File Edit View Favorites Tools Help

Address  http://www.ada.org/public/manage/emergencies.asp#knocked  Go Links  Norton AntiVirus

**Knocked Out Tooth**  
Hold the tooth by the crown and rinse off the root of the tooth in water if it's dirty. Do not scrub it or remove any attached tissue fragments. If possible, gently insert and hold the tooth in its socket. If that isn't possible, put the tooth in a cup of milk and get to the dentist as quickly as possible. Remember to take the tooth with you!

[Return to Top](#)


**Objects Caught Between Teeth**  
Try to gently remove the object with dental floss; avoid cutting the gums. Never use a sharp instrument to remove any object that is stuck between your teeth. If you can't dislodge the object using dental floss, contact your dentist.


[Return to Top](#)

**Toothache**  
Rinse your mouth with warm water to clean it out. Gently use dental floss or an interdental cleaner to ensure that there is no food or other debris caught between the teeth. Never put aspirin or any other painkiller against the gums near the aching tooth because it may burn the gum tissue. If the pain persists, contact your dentist.

[Return to Top](#)

To view a PDF file, you need Adobe Reader. Click on the logo to download.



Quick Links  [Oral Health Topics](#)

Internet

# Dental Topic Videos

The screenshot shows a Microsoft Internet Explorer browser window displaying the ADA.org website. The address bar shows the URL <http://www.ada.org/public/media/videos/index.asp>. The website header includes the ADA logo and navigation links for 'Find a Dentist', 'Seal Program', and 'Contact Us'. A search bar is also present. The main navigation menu has three tabs: 'DENTAL PROFESSIONALS', 'THE ADA', and 'YOUR ORAL HEALTH'. The 'THE ADA' tab is selected, and the 'MEDIA VIDEOS' section is active. This section features a video thumbnail for 'ADA Dental Minute' and a text description: 'The ADA Dental Minute is an informative news feature presented by practicing dentist Dr. Maria Lopez Howell. Produced and distributed for broadcast and cable television audiences, the ADA Dental Minutes are produced by the ADA as timely and concise oral health messages.' Below this, there is a section for 'ADA Public Service Announcements' and a link to 'Watch full-motion ADA Video News Releases from several topics on oral health care.' A white arrow points to the 'Media Videos' link in the left sidebar. The sidebar also contains links for 'Animations & Games', 'Events & News', 'Manage Your Oral Health', and 'Media Press Room'. The 'Media Press Room' section includes a sub-menu for 'MEDIA VIDEOS' with options for 'ADA Dental Minutes', 'Public Service Announcements', and 'Video News Releases'. The main content area also features a section titled 'MORE WOMEN, YOUNGER MEN VICTIMS OF ORAL CANCER' with a small image of a dentist and a text block stating: 'More women and younger men are becoming victims of oral cancer. Data shows the oral cancer incidence among women has increased from 15% to a full third of all patients with oral cancer over the past 45 years; likely the result of increased smoking among women the last 3 decades. Because the stage of an oral cancer diagnosis is critical, early detection is'. To the right, there is an 'ADA Quick Links' section with links to 'ADA Position Statements', 'About the ADA', and 'Oral Health Topics', and an 'Other Sites' section.

# ADA Dental Minute Videos

ADA.org: ADA Dental Minute - Microsoft Internet Explorer

File Edit View Favorites Tools Help

Address <http://www.ada.org/public/media/videos/minute/index.asp> Go Links Norton AntiVirus

AMERICAN DENTAL ASSOCIATION

ADA Find a Dentist Seal Program Contact Us Search GO

DENTAL PROFESSIONALS THE ADA YOUR ORAL HEALTH

### ADA DENTAL MINUTE

The ADA Dental Minute is an informative news feature presented by practicing dentist Dr. Maria Lopez Howell. Produced and distributed for broadcast and cable television audiences, the ADA Dental Minutes are produced by the ADA as timely and concise oral health messages.

Dr. Maria Lopez Howell  
ADA DENTAL MINUTE

- [ADA Seal](#)
- [Adults and Dentistry](#)
- [Animal Dentistry](#)
- [Children and Dental Health](#)
- [Cosmetic Dentistry](#)
- [Dental Careers](#)
- [Dental Conditions & Treatments](#)
- [Dental Emergencies](#)
- [Dental Hygiene \(Oral Hygiene\)](#)
- [Dental Museums](#)
- [Dental Technology/Research](#)
- [Diet/Nutrition and Dental Health](#)
- [Fluoridation](#)
- [Government Programs](#)
- [History of Dentistry](#)
- [Infection Control](#)

Animations & Games

Events & News

Manage Your Oral Health

Media Press Room

MEDIA VIDEOS

ADA Dental Minutes

Public Service Announcements

Video News Releases

NEWS RELEASES

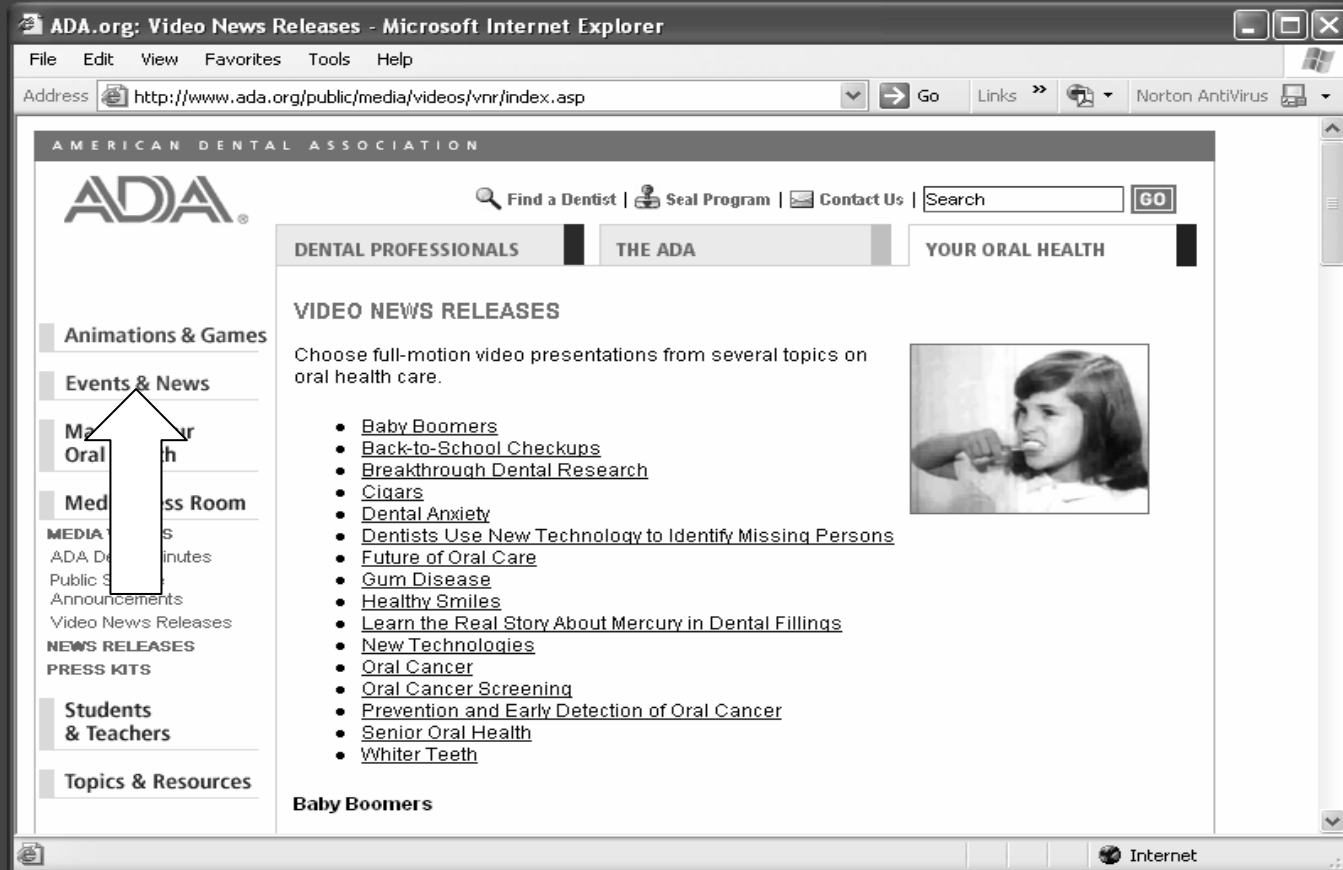
PRESS

Study & Tests

Topic Resources

Internet

# ADA Video News Releases



ADA.org: Video News Releases - Microsoft Internet Explorer

File Edit View Favorites Tools Help

Address <http://www.ada.org/public/media/videos/vnr/index.asp> Go Links Norton AntiVirus

AMERICAN DENTAL ASSOCIATION


ADA Find a Dentist Seal Program Contact Us Search GO

DENTAL PROFESSIONALS THE ADA YOUR ORAL HEALTH

## VIDEO NEWS RELEASES

Choose full-motion video presentations from several topics on oral health care.

- [Baby Boomers](#)
- [Back-to-School Checkups](#)
- [Breakthrough Dental Research](#)
- [Cigars](#)
- [Dental Anxiety](#)
- [Dentists Use New Technology to Identify Missing Persons](#)
- [Future of Oral Care](#)
- [Gum Disease](#)
- [Healthy Smiles](#)
- [Learn the Real Story About Mercury in Dental Fillings](#)
- [New Technologies](#)
- [Oral Cancer](#)
- [Oral Cancer Screening](#)
- [Prevention and Early Detection of Oral Cancer](#)
- [Senior Oral Health](#)
- [Whiter Teeth](#)



**Baby Boomers**

Animations & Games

Events & News

Media Room

Medicine Room

MEDIA ROOMS

ADA Dentist Minutes

Public Service Announcements

Video News Releases

NEWS RELEASES

PRESS KITS

Students & Teachers

Topics & Resources

Internet

# Media Pressroom has Info for You

The screenshot shows a Microsoft Internet Explorer browser window displaying the ADA Media Press Room website. The browser's address bar shows the URL <http://www.ada.org/public/media/index.asp>. The website header includes the ADA logo and navigation links for "Find a Dentist", "Seal Program", and "Contact Us". A search bar is also present. The main navigation menu has three tabs: "DENTAL PROFESSIONALS", "THE ADA", and "YOUR ORAL HEALTH". The "THE ADA" tab is currently selected.

The main content area is titled "MEDIA PRESS ROOM" and features a silhouette of a person with a camera. Below the title, a text block reads: "Journalists: you'll find news releases, press kits, one-minute TV news features and links to substantive information. Contact us if you'd like to interview an ADA spokesperson. Join our media e-mail list and have the latest ADA oral health news delivered to your computer."

A prominent news release is titled "NATION'S LARGEST CHILDREN'S DENTAL SCREENING AND CARE EVENT TAKES PLACE FEB. 6". The text below the title states: "An estimated 35,000 dental professionals are mobilizing to provide underserved children with the nation's largest, free dental education, screening and care event on Feb. 6, known as Give Kids A Smile/National Children's Dental Access Day (GKAS). Events at 2,150 sites across the country range from large-scale dental clinics providing free fillings, cleanings and fluoride treatments, to groups of dentists providing care to underserved children in their private practices, to individual dentists giving education and screening programs in a variety of locations." A link is provided: "View the Give Kids A Smile Press Kit".

On the right side of the page, there is a "News Releases" section with two items:

- ▶ [Dental Professionals Mobilized to Provide Free Services to Nation's Children \*\*NEW!\*\*](#)
- ▶ [American Dental Association Awards First Seal of Acceptance for Defibrillators \*\*NEW!\*\*](#)

Below this is an "ADA Quick Links" section with one item:




- ▶ [ADA Position Statements](#)

The left sidebar contains several menu items: "Animations & Games", "Events & News", "Manage Your Oral Health", "Media Press Room", "MEDIA VIDEOS", "NEWS RELEASES", "PRESS", "Study & Tests", and "Topic Resources". A large white arrow points upwards from the "Media Press Room" link in the sidebar towards the main content area.

# Curriculum Resources from Dental Companies

- 🦷 There is a section on resources from companies in the dental industry
- 🦷 The material includes sign-up information and examples

# Head Start Curriculum

-  A head start curriculum for presenting dental topics is included and is quite detailed.
-  The curriculum is from the U.S. Dpt. of Health
-  It is lengthy so do not print it unless you really need it!

# ADA Resource Material

Sections with presentations from the American Dental Association are present for :

 Pre-school to Grade 1

 Grades 2 to 4

 Grades 4-6

 Grades 7-12

# ADA Resource Material

There are also resource sections from the American Dental Association for:

 Activity Sheets

 Online Games

 Online Puzzles

 Other Online Activities

# Animations and Games for Kids

The screenshot shows the ADA.org website in a Microsoft Internet Explorer browser window. The address bar displays 'http://www.ada.org/'. The website features a navigation menu with three main sections: 'DENTAL PROFESSIONALS', 'THE ADA', and 'YOUR ORAL HEALTH'. The 'YOUR ORAL HEALTH' section contains a list of links, including 'A-Z Topics', 'Animations & Games', 'Find An ADA Member Dentist', 'Media Press Room', 'Teachers & Students', and 'And more...'. A white arrow points to the 'Animations & Games' link. To the right, there is an 'Announcements' sidebar with several news items, including 'Give Kids A Smile Sign Up Now' and 'Participate in the JADA Continuing Education Program Online'. The browser's status bar at the bottom shows 'Internet'.




ADA.org: Welcome to the American Dental Association Web site - Microsoft Internet Explorer

File Edit View Favorites Tools Help

Address <http://www.ada.org/> Go Links Norton AntiVirus

oral health is important to the quality of everyone's life and that prevention is the cornerstone of oral health care. We hope you find the information you seek.

Learn more about the ADA ▶

**DENTAL PROFESSIONALS**  **THE ADA**  **YOUR ORAL HEALTH** 

Stay informed. Get involved. Access information and resources to help you as a dental professional manage your practice and provide the best-possible patient care.

- ▶ [ADA Library](#)
- ▶ [ADA News Today](#)
- ▶ [Education and Testing](#)
- ▶ [Events & Meetings](#)
- ▶ [Insurance Matters](#)
- ▶ [JADA](#)
- ▶ [Licensure](#)
- ▶ [Member Directory](#)
- ▶ [Member Retirement Plan](#)
- ▶ [Professional A-Z Topics](#)
- ▶ [And more...](#)

🔒 = Members Only Content


Discover the many ways the ADA serves dental professionals and the public. Take advantage of programs and products that add value to your membership and meet the unique needs of today's dental professional.

- ▶ [ADA Foundation](#)
- ▶ [ADA Product Catalog](#)
- ▶ [ADA Member Advantage](#)
- ▶ [Dental Organizations](#)
- ▶ [International](#)
- ▶ [Join & Renew](#)
- ▶ [Seal Products](#)
- ▶ [Surveys & Statistics](#)
- ▶ [And more...](#)

Find oral health news and information, interactive learning tools, career resources and more for consumers, students, teachers and the media.

- ▶ [A-Z Topics](#)
- ▶ [Animations & Games](#)
- ▶ [Find An ADA Member Dentist](#)
- ▶ [Media Press Room](#)
- ▶ [Teachers & Students](#)
- ▶ [And more...](#)

**Announcements**

- ▶ [Give Kids A Smile Sign Up Now](#)
- ▶ [Participate in the JADA Continuing Education Program Online](#)
- ▶ [Read new CDC Guidelines for Infection Control in Dental Health Care Settings](#)
- ▶ [...edits Now: CDC Infection Control Online Continuing Education](#)
- ▶ [E-mail Forwarding](#)  Create an e-mail name under the ADAMember.net domain namespace. [more](#)
- ▶ [ADA Reduced Dues Program](#)
- ▶ [New ADA Board President](#)

Internet

# Animations and Games Page

ADA.org: Animations & Games - Microsoft Internet Explorer

Address: <http://www.ada.org/public/games/index.asp>

AMERICAN DENTAL ASSOCIATION

ADA

Find a Dentist | Seal Program | Contact Us | Search

DENTAL PROFESSIONALS | THE ADA | YOUR ORAL HEALTH

Animations & Games

ANIMATIONS  
GAMES & PUZZLES  
INTERACTIVE STORY

Evening News

Managing our Oral Health

Medical News Room

Students & Teachers

Topics & Resources

**MATCH-A-TOOTH**  
EASY HARD  
MATCH THE PICTURE AND SOUND

## ANIMATIONS & GAMES

Interactive technology makes discovering the fundamentals of oral health care fun. Animations show you how to brush and when a baby's teeth shed, demonstrate root canal treatment and more. Children will be fascinated by unexpected twists in the "Visit the Dentist" story.

### AN EXCELLENT WAY TO PREPARE A CHILD FOR A DENTAL VISIT

Complete with sound effects and interactive rollovers, *Visit the Dentist with Marty* is sure to delight children. **It's an excellent way to prepare a child for a dental visit.** Sit a very young child on your lap and go through the story together, or children three years and older can navigate the story by themselves. Turn the audio on and be read to, or turn it off and read it yourself. Discover foods that are healthy (and some that are not), learn about wearing a mouthguard when playing sports, and investigate the objects in a dentist's office from the X-ray machine to the dental bib. Each time you read the story, you may make new discoveries!

#### ADA Quick Links

- ▶ [Dudley the Dinosaur](#)
- ▶ [Students](#)
- ▶ [Life Stages](#)
- ▶ [A-Z Topics](#)

#### Other Sites

- ▶ [Dr. Samuel D. Harris National Museum of Dentistry](#)

Done Internet

# Games and Puzzles Page

ADA.org: Games & Puzzles - Microsoft Internet Explorer

File Edit View Favorites Tools Help

Address <http://www.ada.org/public/games/games.asp> Go Links Norton AntiVirus

AMERICAN DENTAL ASSOCIATION

ADA

Find a Dentist | Seal Program | Contact Us | Search GO

DENTAL PROFESSIONALS THE ADA YOUR ORAL HEALTH

Animations & Games

ANIMATIONS  
GAMES & PUZZLES  
INTERACTIVE STORY

Events & News

Maintain Your Oral Health

Medical Staff Room

Students & Teachers

Topics & Resources

**GAMES & PUZZLES**

Choose one of our games or puzzles and have a great time!

- [Match-A-Tooth](#)
- [Dental Space Odyssey](#)
- [To Tell the Tooth](#)
- [Connect the Dots](#)
- [Crossword Puzzle](#)
- [Maze](#)
- [Word Scramble](#)

**Match-A-Tooth**

**Description:** How good is your memory? Match the dental objects that pop up when you click on a tooth.

**How to Begin:** Click on the image to open the game. And choose either the "Easy" or "Hard" button to select your game option.

**Grade Level(s):** First to third grade

Match-A-Tooth

Internet

# Interactive Story Page

ADA.org: Interactive Story - Microsoft Internet Explorer

File Edit View Favorites Tools Help

Address <http://www.ada.org/public/games/story.asp> Go Links Norton AntiVirus

AMERICAN DENTAL ASSOCIATION

ADA

Find a Dentist | Seal Program | Contact Us | Search  GO

DENTAL PROFESSIONALS | THE ADA | YOUR ORAL HEALTH

Animations & Games

ANIMATIONS

GAMES & PUZZLES

INTERACTIVE STORY

Events & News

Manage Your Oral Health

Media Press Room

Story & Text

Topic Resources

**INTERACTIVE STORY**

**Visit the Dentist With Marty**

**Description:** Listen or read along as Marty takes a trip to the dentist with his mom.

**How to Begin:** Click on the image to open the story. Turn the audio "Off" if you prefer to read it yourself. Click on the flashing blue arrow to begin the story.

**Grade Level(s):** Preschool to second grade

To play this content you need Macromedia Flash Player. Click on logo to download the latest version.

**GET** macromedia FLASH PLAYER

[Return to Top](#)

<http://www.ada.org/public/index.asp> Internet

# Fun Activity Sheets for Kids

ADA.org: National Children's Dental Health Month - Microsoft Internet Explorer

File Edit View Favorites Tools Help

Address <http://www.ada.org/public/news/ncdhm/index.asp#presentation> Go Links Norton AntiVirus

### Presentation Resources

Planning a school or youth presentation? We have tips to help you talk with students from day care through high school. [Check out our classroom ideas and resources.](#)

[Return to Top](#)

### Fun Activity Sheets for Kids

Check out these wacky word jumbles, preposterous puzzles, cool coloring sheets, meandering maze and our smile calendar. Print out the collection and grab your markers! You'll be on the road to a healthy smile in no time.

- ▶ [My Healthy Smile Calendar](#) | PDF File/54k
- ▶ [Find the Differences](#) | PDF File/108k
- ▶ [Finish the Drawing](#) | PDF File/41k
- ▶ [Healthy Smile Coloring Sheet 1](#) | PDF File/107k
- ▶ [Healthy Smile Coloring Sheet 2](#) | PDF File/60k
- ▶ [Healthy Smile Essay](#) | PDF File/66k
- ▶ [Maze](#) | PDF File/74k
- ▶ [Word Jumble](#) | PDF File/69k
- ▶ [Word Search](#) | PDF File/67k

[Return to Top](#)

### NCDHM Order Forms

If you are interested in ordering NCDHM materials and other educational aids, choose from our ordering options.

[Mail](#)

Internet

# Dental Activity Sheets

The Activity Sheet Section includes Pages for:

 Color Draw and Find sheets

 Dental Mazes

 Word Fun

 Calendars for Tracking Home Care


 Charts and Board Games

Periodically in Missouri: October's Smile Month

### A healthy smile is always in style



Finish the drawing



ADA  
American Dental Association  
www.ada.org

ADA  
American Dental Association  
www.ada.org

Periodically in Missouri: October's Smile Month

### A healthy smile is always in style

Find at least 12 things that are different

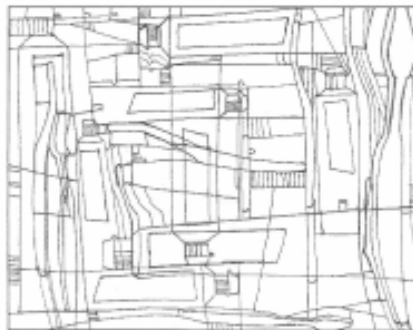


ADA  
American Dental Association  
www.ada.org

ADA  
American Dental Association  
www.ada.org

### Seek-and-Find!

How many toothbrushes and toothpaste tubes can you find in this picture?



Copyright © 1994 Cengage-Randome Company  
All rights reserved. A Global Oral Health Initiative

Copyright © 1994 Cengage-Randome Company  
All rights reserved. A Global Oral Health Initiative

### It's a Jungle Out There!

Find the fruits and vegetables that make your smile shine. You can find 10 different things to help you form healthy







Pineapple, Oats, Carrot, Grape, Cherry, Pear, Bean, Pumpkin, Yes, Broccoli, Lentils, Strawberry, Green Bean, Peppercorn, Peach, Egg, Oily, Avocado, Corn, Raspberry, Orange, Toothbrush, Toothpaste

Copyright © 1994 Cengage-Randome Company  
All rights reserved. A Global Oral Health Initiative

Copyright © 1994 Cengage-Randome Company  
All rights reserved. A Global Oral Health Initiative




# Low-Income Sources of Dental Providers


-  Florida Kid Care/Healthy Kids
  -  Florida Medicaid
-  Children's School Dental  
Emergency Program
-  Student Care at UF College of  
Dentistry

# Healthy Kids Holds Open Enrollment in January



Medicaid enrollment is open all year, but Healthy Kids and its companion programs accept applications only during specific enrollment periods - Jan. 1 and ends Jan. 30. Because of the strict deadline, social service agencies are trying to get the word out to thousands of clients and providers throughout the state.

 Florida KidCare, low- or no-cost insurance, serves more than 1.5 million children. Of those, more than 1 million receive free, government-subsidized coverage through Medicaid.

 An additional 292,050 are enrolled in Healthy Kids – reduced-cost insurance for children whose parents make too much money for Medicaid but can't afford coverage and aren't insured through their employers. Providers are reimbursed at a higher rate through Healthy Kids than through Medicaid.

# Time is Critical

Healthy Kids and KidCare

Child Health Insurance  
You Can Afford!

Open Enrollment  
January 1-30, 2005

## Get Ready!


Healthy Kids and KidCare will accept applications starting January 1, 2005. Get started *now* by gathering these important papers:


- Last year's tax return (Form 1040)
- Last year's Wage and Earning Statement (W-2 Form)
- Current Pay Stubs for the last four weeks, or a letter from your employer.
- If you get unearned income, a copy of the award letter or check stub
- If you get child support payments, a copy of the court order, or the most recent month's check received for each child, or a written statement from the parent paying child support.
- The cost to add your child or children to health insurance coverage if your employer offers it.

What else?  
Other important information you'll need when filling out the application:

This month, Florida children who don't have health coverage may enroll in the state's insurance program for the first time since last March.

# Local Sources for Care

 There is a section near the back of the manual that contains sources for providers of care for those of a low-income.

 The *Alachua County Dental Association* phone number is 375-2145. Association staff often maintains list of those doctors desiring referrals, and for assisting the public for those with special challenges.

# Closing Sections

The two final sections are:

 Sources for Dental Supplies

 References of Source Material  
for the Manual

# You Can Order Supplies

## P&G School Programs

[Home](#)  
[Programs](#)  
[Crest](#)  
[Puffs](#)  
[Always](#)  
[Place Order](#)  
[Track Order](#)  
[FAQ's](#)  
[Related Sites](#)  
[Feedback](#)

[Crest](#)  
[Additional](#)  
[Classroom](#)  
[Activities](#)



### Student Kit

Includes: Dental care kits includes toothbrush, Crest Sparkle toothpaste samples for students, plaque disclosing tablets and informational booklets for students and parents.

Available in Spanish and English.



### Classroom Materials

Includes: Instructor's guide, 8 minute animated video, 10 minute compact disc, and bilingual poster.

\*Click pictures for larger image.

# Resource Sources for Your Use

Sources for Resources Reproduced in this Resource Manual

*ADA Give Kids a Smile Group Presentations to Children: Pre-school to Grade 12*  
[http://www.ada.org/prof/events/featured/gkas/2005\\_content\\_group\\_presentations.pdf](http://www.ada.org/prof/events/featured/gkas/2005_content_group_presentations.pdf)  
Downloaded 11/14/04 and segmented for program use

ADA Classroom Ideas & Resources  
<http://www.ada.org/public/education/teachers/ideas.asp#presentations>  
Downloaded 11/14/04

*Talking About Teeth*, Target Audience of Pre-School/Grade 1  
[http://www.ada.org/public/education/teachers/ideas\\_talking.doc](http://www.ada.org/public/education/teachers/ideas_talking.doc)  
Downloaded 11/14/04  
Modified for program use

*There's Magic in Your Smile*, Target Audience of Grades 2-4  
[http://www.ada.org/public/education/teachers/ideas\\_magic.doc](http://www.ada.org/public/education/teachers/ideas_magic.doc)  
Downloaded 11/14/04

*Smile Power*, Target Audience of Grades 4-6  
[http://www.ada.org/public/education/teachers/ideas\\_power.doc](http://www.ada.org/public/education/teachers/ideas_power.doc)  
Downloaded 11/14/04

Brushing calendar for students to use in keep track of their efforts:  
<http://www.ada.org/public/news/ncdhn/calendar.pdf>  
Downloaded 11/14/04

ADA Classroom Ideas and Resources  
<http://www.ada.org/public/education/teachers/ideas.asp#classroom>  
Material downloaded 11/14/04

Center for Nutrition Policy and Promotion:  
The Food Guide Pyramid for Young Children  
<http://www.usda.gov/cnpp/KidsPvra/LittlePvr.pdf>

# Thank you

Thank you for keeping the students  
of Alachua County healthy,  
helping to *Give Kids a Smile*

© American Dental Association

and for working with teachers in  
bringing this dental information into  
the classroom. We appreciate all  
you do for your students and school.